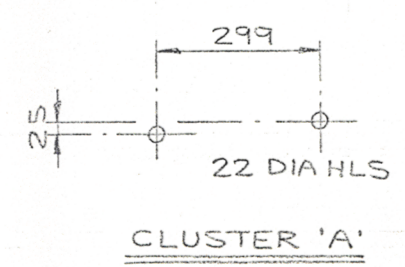
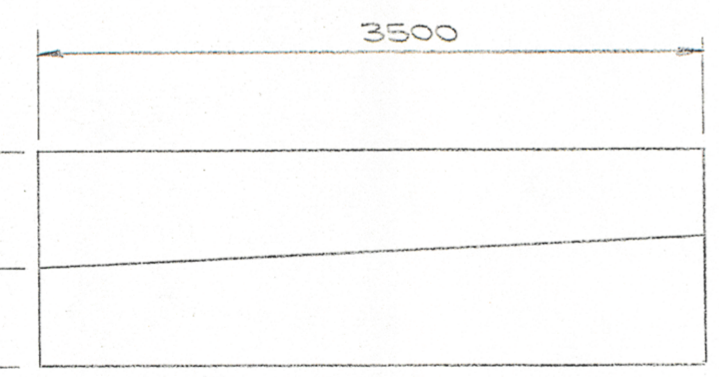


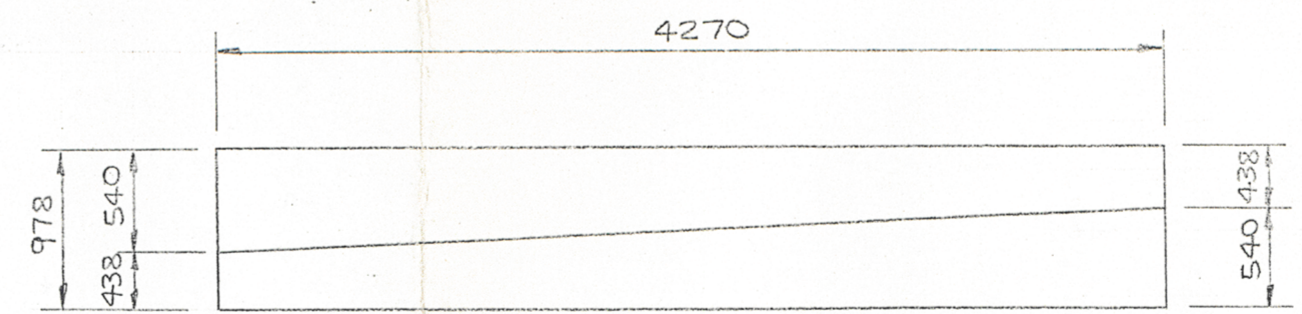
CUTTING DIAGRAM ~ 01-248437



CLUSTER 'A'



CUTTING DIAGRAM ~ 11-248437



CUTTING DIAGRAM ~ 03-248437

SHIPPING LENGTH:- 9028
 FINISH PART THUS MARK :- 248437
 MATERIAL CODE :- AA
 GROUP CODE :- OIFD

QTY	PART NO.	DESCRIPTION	LENGTH	WIDTH	DEPTH	THK.	DRAWING No.
4	750493	STIFFENER					B750493
03	13-248415	COMP PLATE	600	140	15		
1	750419	CAP PLATE					A750419
05	2	10-248415	STIFFENER	632	75	10	
02	1	11-248437	WEB (2 FROM)	3500	1162	5	
05	2	10-248437	STIFFENER	642	75	8	
01	1	09-248437	FLANGE	929	140	6	
01	1	08-248437	FLANGE	3610	140	6	
01	1	07-248437	FLANGE	3610	160	8	
01	1	06-248437	FLANGE	1123	140	6	
01	1	05-248437	FLANGE	3610	140	6	
01	1	04-248437	FLANGE	4270	160	8	
02	1	03-248437	WEB (2 FROM)	4270	978	4	
04	1	02-248437	END PLATE	652	160	10	
02	1	01-248437	WEB (2 FROM)	1278	1233	5	

No.	Revision	DATE DRN/CKD APP	No.	Revision	DATE DRN/CKD APP
1			4		
2			5		
3			6		

- (1) TOLERANCES STATED UNLESS OTHERWISE NOTED
 a) MACHINING ±0.4mm
 b) SHEET METAL SHEARING (OTHER THAN WEBS) +0 mm
 c) SHEET METAL SHEARING (WEBS) ±0.3 ON EACH WEB SUB PART
 d) STRUCTURAL LENGTH ±3mm
 e) BRAKE PARTS ±2
 f) COMPRESSION PLT. PROTECTION ABOVE TOP FLANGE ±1.5mm
 g) PUNCHING LOCATION ±1mm
 (2) ALL WELDING SYMBOLS ARE ACCORDING TO BUTLER STDS.
 (3) FOR MACHINING FINISHES SEE BUTLER STDS. BOOK

ROOF BEAM ASSEMBLY

DRAWN BY: A-LYLE CHKD BY: I.S. IND ENG APP: PRO. ENG APP: FIN / SUB PART: FIN PART

CUST. ORDER No. BUTLER BUILDING PRODUCTS LTD. SCALE: NTS DATE: 7 APR '89

BUTLER ORDER No. GENERAL OFFICES - KIRKCALDY, SCOTLAND **D 248437**